

# Building Permit Activity

September 2024

# New Applications

2024

2023

September

Year To Date

September

Year To Date

Year End

## Application Received

200

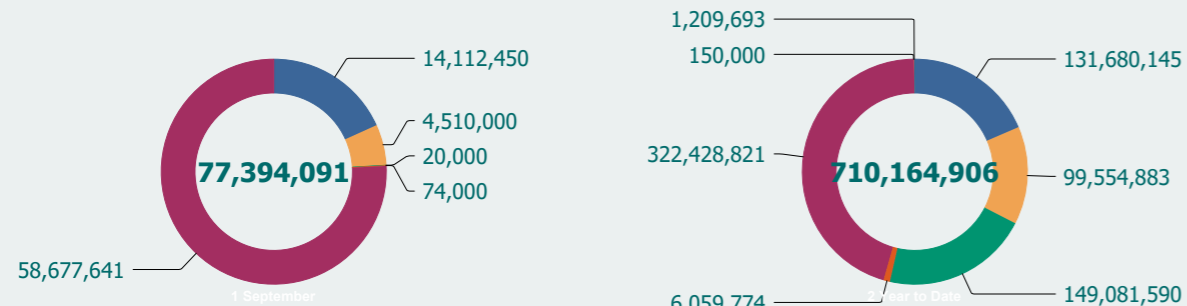
1,251

## Permits Fee (Pay Date)

\$54,863


\$5,407,370

## Construction Value \$



- Commercial
- Industrial
- Institutional
- Mixed
- Residential
- Assembly

## New Residential Units



- Apartments
- Other
- Semi & Detached
- Townhouses

## Application Received

231

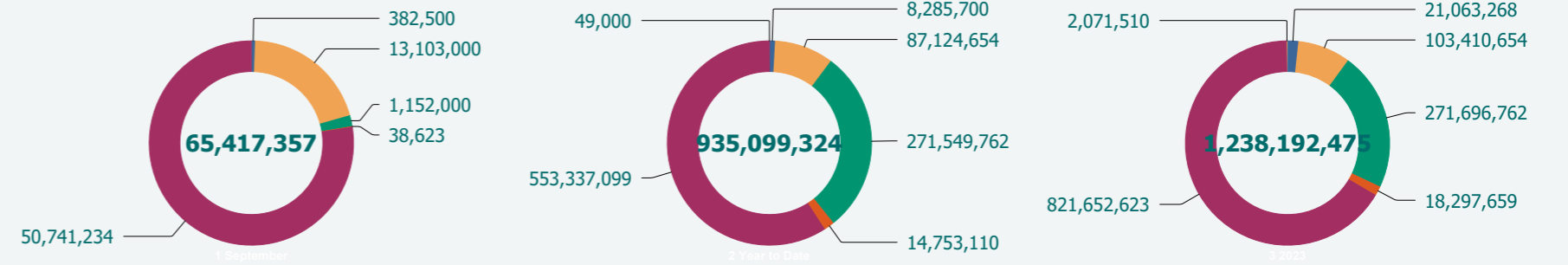
1,383

## Permits Fee (Pay Date)

\$878,149

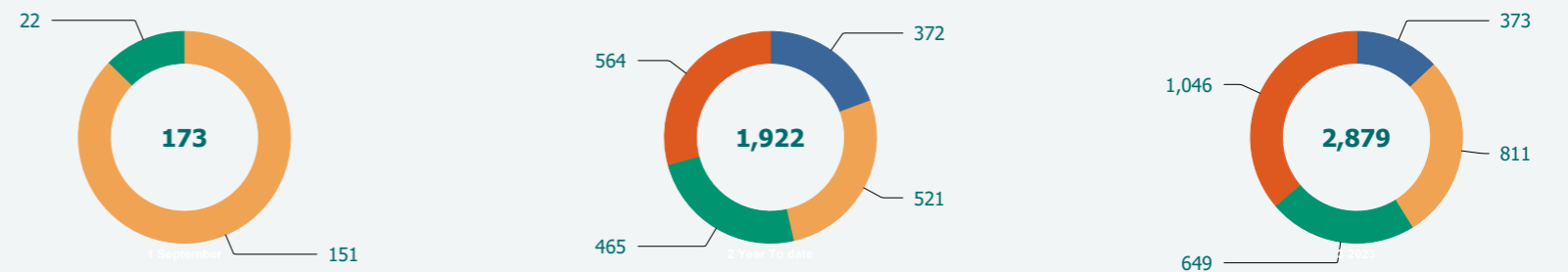
\$4,513,281

## Construction Value \$



- Commercial
- Industrial
- Institutional
- Mixed
- Residential
- Assembly

## New Residential Units



- Other
- Semi & Detached
- Townhouses
- Apartments

# Permits Issued

2024

2023

September

Year To Date

September

Year To Date

Year End

## Permits Issued

## Permits Issued

76

1,145

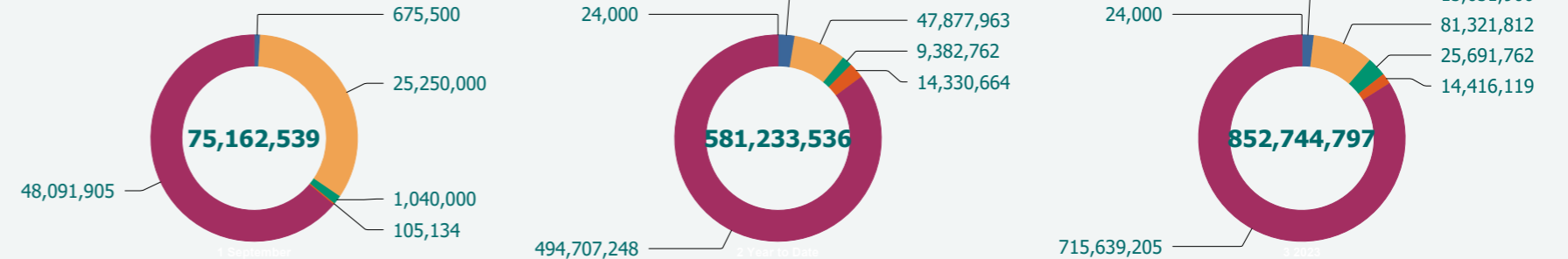
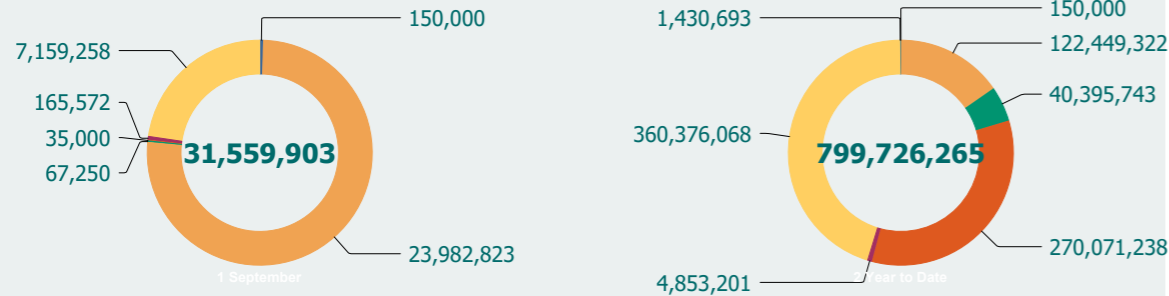
134

1,332

1,931

Construction Value \$

Construction Value \$



- Commercial
- Industrial
- Institutional
- Mixed
- Residential
- Assembly

- Commercial
- Industrial
- Institutional
- Mixed
- Residential
- Assembly

## New Residential Units

## New Residential Units

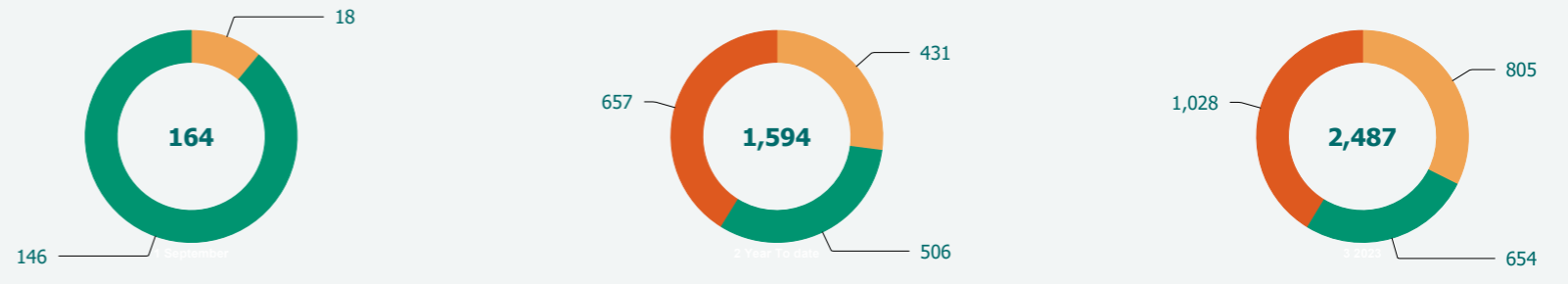

18

731

164

1,594

2,487



- Apartment
- Other
- Semi & Detached
- Townhouses

- Other
- Semi & Detached
- Townhouses
- Apartment