

# Building Permit Activity

December 2023

# New Applications

## 2023

## 2022

### December

### Year To Date

### December

### Year To Date

### Year End

#### Application Received

**190**

**1,972**

**117**

**1,754**

**1,754**

#### Permits Fee (Pay Date)

**\$555,408**

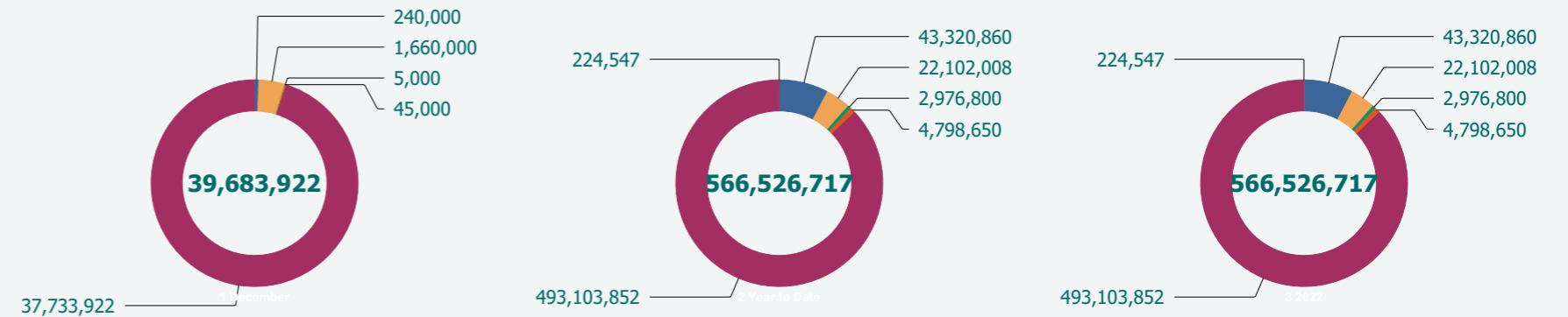
**\$6,087,245**

**\$226,822**

**\$3,722,704**

**\$3,722,704**

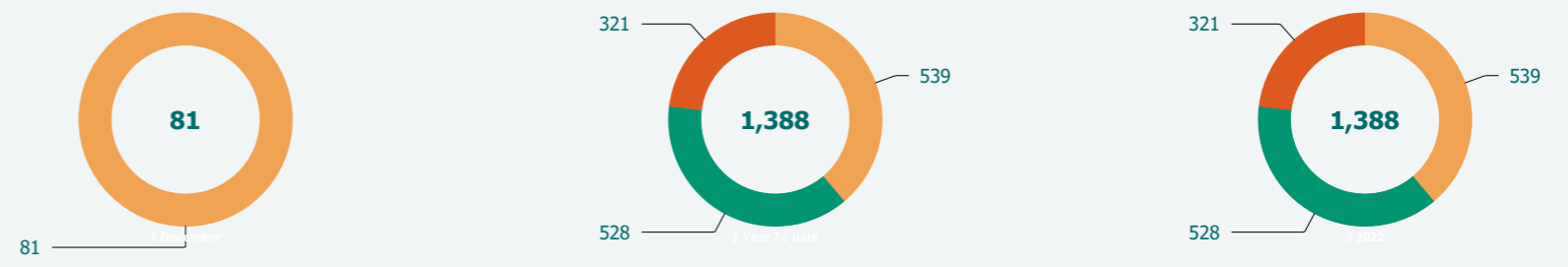
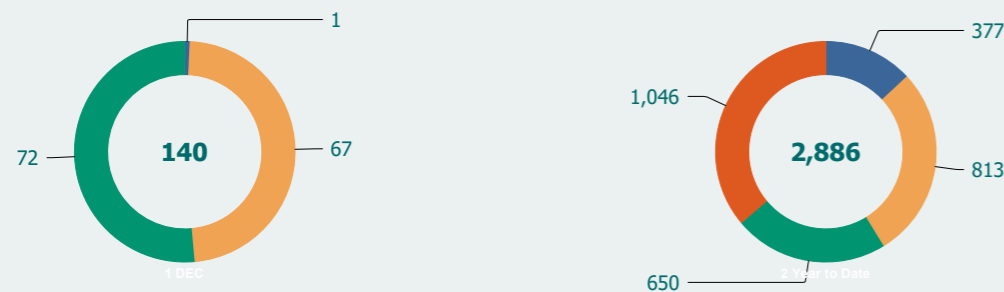
#### Construction Value \$



■ Assembly ■ Commercial ■ Industrial ■ Institutional ■ Mixed ■ Residential

■ Commercial ■ Industrial ■ Institutional ■ Mixed ■ Residential ■ Assembly

#### New Residential Units



■ Other ■ Semi & Detached ■ Townhouses ■ Apartments

■ Other ■ Semi & Detached ■ Townhouses ■ Apartments

# Permits Issued

2023

2022

December

Year To Date

December

Year To Date

Year End

## Permits Issued

## Permits Issued

198

1,933

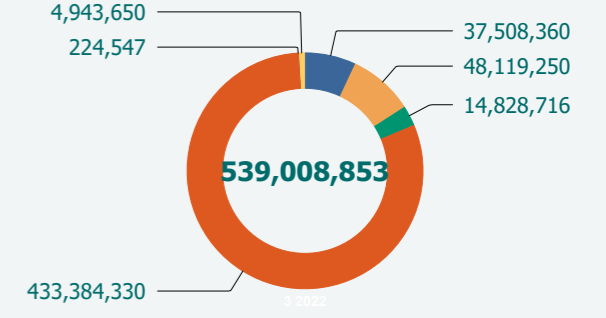
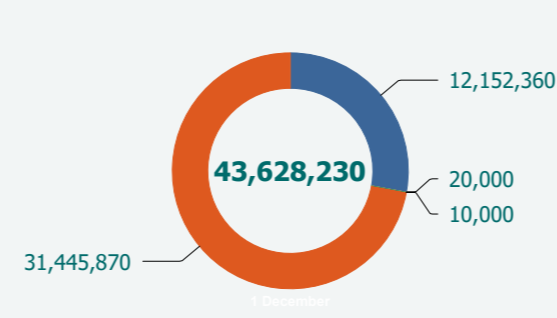
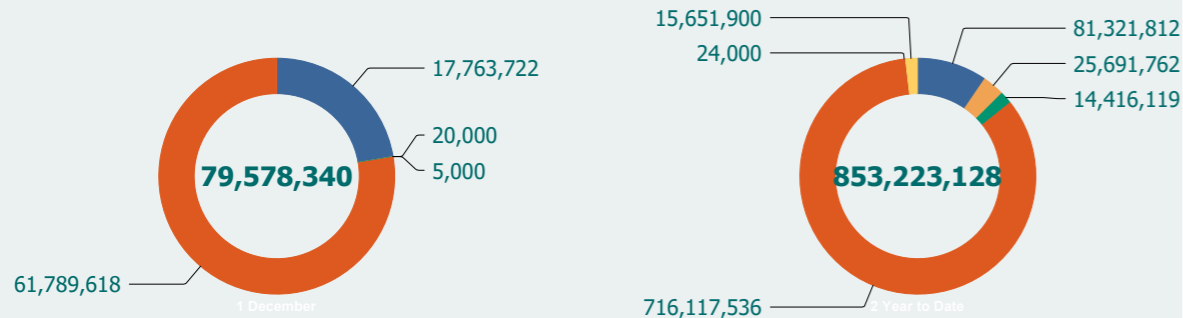
127

1,691

1,691

Construction Value \$

Construction Value \$

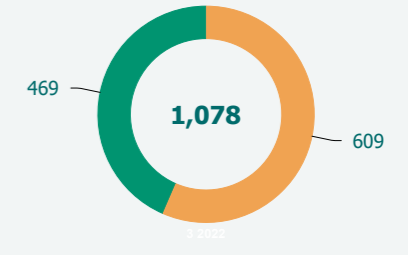
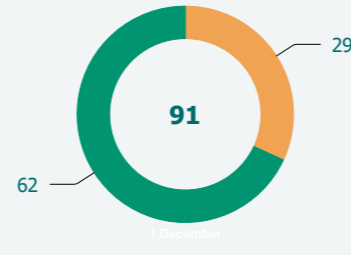



Industrial Institutional Mixed Residential Assembly Commercial

Commercial Industrial Institutional Residential Assembly Mixed

## New Residential Units

## New Residential Units



Other Semi & Detached Townhouses Apartments

Other Semi & Detached Townhouses Apartments

## Projected Building Permit Revenue

\$4,100,000

\$3,200,000